



Metal & Mobility Products
Inc.
Making Your Life Easier

Security Home Bed Rail - Single

Model #1876 - 18"




Photo 1



Photo 2



Photo 3



Photo 4



Photo 5

Assembly

1. Inventory parts and check against photo 1 before assembly.
2. Remove mattress to expose box spring.
3. Insert rail into receiving tubes with small snap bolt in receiving tubes pointing up. Slide on until the large snap bolts lock into place. See photo 2.
4. Insert the receiving tubes into the connecting "U" shaped support base allowing the snap bolts to lock into place. **Secure all four nuts to snap bolts with wrench.** See photo 3.
5. Place the support base on box spring and position. Ideal positioning is so the patient can get in and out of bed independently. Extend the Safety Straps to the far side of the bed. Secure to the bed frame. See photo 4. Adjust until there is no slack in the straps. Place extra strap material on top of box spring.
6. **Lock the buckles by installing included screws.** See photo 5.
7. Place mattress on box spring.

Caution: When placing bedrail into position on the bed, make sure there is no gap between the Security rail and the mattress side once positioned. If there is a gap, Reposition. If this does not close the gap do not use. Contact Customer Service at 1-800-854-4687. Weight limit 250 lbs.

Maintenance

On a weekly basis, check tightness of installation including nut, strap, and fit against mattress.

Cleaning

When needed use soap and water or disinfectant wipes to clean metal parts.

Read Warnings on Next Pages

Metal & Mobility Products, INC 98 Pratts Junction Rd. Sterling, MA 01564
Customer Service: (800)854-4687 <https://metalmobilityproducts.com/>

WARNING

SUFFOCATION STRANGULATION ENTRAPMENT HAZARD

If product is installed incorrectly or moves from its initial position, gaps can occur which can entrap and kill. People with Alzheimer's disease, dementia, or other neurological conditions, or those who are sedated, confused, or frail, are at increased risk of entrapment, suffocation, and strangulation.

- NEVER use unless product is tight against mattress, without gaps, and at least 14" from headboard and footboard.
- NEVER use with children.
- NEVER use on toddler, bunk, water, inflatable, day, articulating beds, or on beds with mattress toppers or soft compressible pads. **Not for use on hospital style beds.** ONLY use with 8"-13" thick mattress, Twin, Twin XL, Full, Queen, King, and California King.
- NEVER use product without properly securing it to bed. Incorrect installation can allow product to move away from mattress, bed frame and/or head or foot boards, which can lead to entrapment and death.

Included safety strap must be properly secured.

If the product is not properly used, entrapment, serious injury or death could result.








This product is not intended to carry the full weight of an individual. The product is only intended to assist in bed mobility and rising to a sitting position.

These instructions must be carefully followed to insure that the product is properly assembled, installed and used for the stated purpose.

If you have any questions or concerns please contact Metal & Mobility Products at 1-800-854-4687. **Not for use on hospital style beds.**

This product is under the jurisdiction of the CPSC; to report problems or injuries, go to www.SaferProducts.gov or call 1-800-638-2772.

Areas of entrapment designated by the FDA should always be of concern when evaluating proper use of this product.

<p>Zone 1 - Entrapment within the rail</p> 	<p>Zone 2 - Entrapment under the rail, between the rail supports or next to a single rail support</p> 
<p>Zone 3 - Entrapment between the rail and mattress</p> 	<p>Zone 4 - Entrapment under the rail, at the end of the rail</p> 
<p>Zone 5 - Entrapment between split bed rails</p> 	<p>Zone 6 - Entrapment between the end of the rail and the side edge of the head or foot board</p> 
<p>Zone 7 - Entrapment between head or foot board and the mattress end</p> 	



WARNING

STOP using immediately if damaged or broken, or if parts are missing.

STOP using immediately if product shifts out of its original position until it is readjusted into the original position.

In addition to contacting the manufacturer directly, consumers should report problems to the CPSC at its website, www.SaferProducts.gov or call 1-800-638-2772 or to the FDA at 1-800-332-1088.

For further information, see: <https://www.cpsc.gov/safety-education/safety-guides/furniture-furnishings-and-decorations/adult-bed-rails>

If you have any questions or concerns please contact Metal & Mobility Products at 1-800-854-4687.

This product is under the jurisdiction of the CPSC; to report problems or injuries, go to www.SaferProducts.gov or call 1-800-638-2772.



WARNING

ENTRAPMENT, STRANGULATION, SUFFOCATION AND FALL HAZARDS

Gaps in and around this product can entrap and kill. People with Alzheimer's disease or dementia, or those who are sedated, confused, or frail, are at increased risk of entrapment and strangulation. People attempting to climb over this product are at increased risk of injury or death from falls. Always make sure this product is properly secured to bed. If product can move away from bed or mattress, it can lead to entrapment and death.

WARNING: If the strap provided is not properly secured the product may move into an unsafe position which increases the danger of entrapment. See instructions for proper use of the straps.

Metal & Mobility Products, INC
98 Pratts Junction Rd.
Sterling, MA 01564
Customer Service: (800)854-4687
<https://metalmobilityproducts.com/>

Instruction Warnings ab rev. 2-Feb-23 Page 3



Metal & Mobility Products
inc
Making Your Life Easier