



Metal & Mobility Products
 Inc.
Making Your Life Easier

SafetySure® Grip

Bed Handle for Home Style Beds
 Model #503



Parts Inventory:

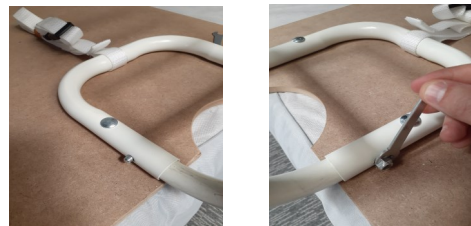
- Pre-assembled base plate, with attached Safety Strap
- 1 Support Handle, with installed snap button and snap bolt
- 1 safety nut, 1 installation wrench
- 1 screw

Step 1: Lay out parts and check against parts inventory before assembling.

Step 2: Remove mattress. Lay pre-assembled base plate (A) on box-spring. Position at least 14" from both headboard and footboard.



Step 3: Insert Support Handle (B) into the pre-assembled base plate (A), pressing in snap button and snap bolt. Ensure that both snaps are fully extended through holes. **Secure safety nut to fully extended snap bolt with wrench (C.)**



Step 4: Remove the rubber band around the Safety Strap on the base plate (A) Extend the Safety Strap to the far side of the bed. Secure to the bed frame. Adjust until there is no slack in the strap. **Lock the buckle by installing included screw.** Place mattress on bed.

IMPORTANT: Make final adjustment so that there is less than a 2" gap between the support handle and the mattress to avoid entrapment.
 Weight limit 250 lbs.



Maintenance

On a weekly basis, check tightness of installation including nut, strap, and fit against mattress.

Cleaning

When needed use soap and water or disinfectant wipes to clean metal parts. Keep water off of wooden base plate as much as possible.

WARNING

SUFFOCATION STRANGULATION ENTRAPMENT HAZARD

If product is installed incorrectly or moves from its initial position, gaps can occur which can entrap and kill. People with Alzheimer's disease, dementia, or other neurological conditions, or those who are sedated, confused, or frail, are at increased risk of entrapment, suffocation, and strangulation.

- NEVER use unless product is tight against mattress, without gaps, and at least 14" from headboard and footboard.
- NEVER use with children.
- NEVER use on toddler, bunk, water, inflatable, day, articulating beds, or on beds with mattress toppers or soft compressible pads. **Not for use on hospital style beds.** ONLY use with 8"-13" thick mattress, Twin, Twin XL, Full, Queen, King, and California King.
- NEVER use product without properly securing it to bed. Incorrect installation can allow product to move away from mattress, bed frame and/or head or foot boards, which can lead to entrapment and death.

Included safety strap must be properly secured.

If the product is not properly used, entrapment, serious injury or death could result.








This product is not intended to carry the full weight of an individual. The product is only intended to assist in bed mobility and rising to a sitting position.

These instructions must be carefully followed to insure that the product is properly assembled, installed and used for the stated purpose.

If you have any questions or concerns please contact Metal & Mobility Products at 1-800-854-4687. **Not for use on hospital style beds.**

This product is under the jurisdiction of the CPSC; to report problems or injuries, go to www.SaferProducts.gov or call 1-800-638-2772.

Areas of entrapment designated by the FDA should always be of concern when evaluating proper use of this product.

<p>Zone 1 - Entrapment within the rail</p> 	<p>Zone 2 - Entrapment under the rail, between the rail supports or next to a single rail support</p> 
<p>Zone 3 - Entrapment between the rail and mattress</p> 	<p>Zone 4 - Entrapment under the rail, at the end of the rail</p> 
<p>Zone 5 - Entrapment between split bed rails</p> 	<p>Zone 6 - Entrapment between the end of the rail and the side edge of the head or foot board</p> 
<p>Zone 7 - Entrapment between head or foot board and the mattress end</p> 	



WARNING

STOP using immediately if damaged or broken, or if parts are missing.

STOP using immediately if product shifts out of its original position until it is readjusted into the original position.

In addition to contacting the manufacturer directly, consumers should report problems to the CPSC at its website, www.SaferProducts.gov or call 1-800-638-2772 or to the FDA at 1-800-332-1088.

For further information, see: <https://www.cpsc.gov/safety-education/safety-guides/furniture-furnishings-and-decorations/adult-bed-rails>

If you have any questions or concerns please contact Metal & Mobility Products at 1-800-854-4687.

This product is under the jurisdiction of the CPSC; to report problems or injuries, go to www.SaferProducts.gov or call 1-800-638-2772.



WARNING

ENTRAPMENT, STRANGULATION, SUFFOCATION AND FALL HAZARDS

Gaps in and around this product can entrap and kill. People with Alzheimer's disease or dementia, or those who are sedated, confused, or frail, are at increased risk of entrapment and strangulation. People attempting to climb over this product are at increased risk of injury or death from falls. Always make sure this product is properly secured to bed. If product can move away from bed or mattress, it can lead to entrapment and death.

WARNING: If the strap provided is not properly secured the product may move into an unsafe position which increases the danger of entrapment. See instructions for proper use of the straps.

Metal & Mobility Products, INC
98 Pratts Junction Rd.
Sterling, MA 01564
Customer Service: (800)854-4687
<https://metalmobilityproducts.com/>

Instruction Warnings ab rev. 2-Feb-23 Page 3



Metal & Mobility Products
inc
Making Your Life Easier